



**FIRE  
TECHNOLOGY  
SERVICES**

## **Confidential Report**

**Our Ref: 27/03417B/01/15**

Notified Body  
for PPE Directive,  
Construction Products  
Regulation & Marine  
Equipment Directive  
I.D. No. 0338 & 0339

**British Carpet Technical Centre  
Wira House, West Park Ring Road,  
Leeds, LS16 6QL**

**Tel No: +44 (0)113 2591999**





**FIRE  
TECHNOLOGY  
SERVICES**

BTTG Testing & Certification Ltd.  
Wira House  
West Park Ring Road  
Leeds, LS16 6QL  
England

Tel: +44 (0)113 259 1999  
Web: <http://www.bttg.co.uk>  
Email: [CSLeeds@bttg.co.uk](mailto:CSLeeds@bttg.co.uk)

11 February 2015

Our Ref: 27/03417B/01/15  
Your Ref:

Page 1 of 9

Client: Camira Fabrics Ltd  
Hopton Mills  
Mirfield  
West Yorkshire  
WF14 8HE

Job Title: **Fire Test on One Sample of Fabric**

Clients Order Ref: M51068

Date of Receipt: 27 January 2015

Description of Sample: One sample of fabric, referenced: **Lucia**.

Family of Products Covered by Report: Lucia: 100% recycled polyester, weight 260gm<sup>-2</sup>  
Fiji: 100% polyester, weight 260 gm<sup>-2</sup>  
L2: 100% recycled polyester (with 25% closed loop content),  
weight 260 gm<sup>-2</sup>

Work Requested: Fire Technology Services were requested to carry out a fire test on the sample supplied to BS EN 13501-1 (wrapped around rockwool & stapled).





# FIRE TECHNOLOGY SERVICES

BTTG Testing & Certification Ltd.  
Wira House  
West Park Ring Road  
Leeds, LS16 6QL  
England

Tel: +44 (0)113 259 1999  
Web: <http://www.bttg.co.uk>  
Email: [CSLeeds@bttg.co.uk](mailto:CSLeeds@bttg.co.uk)

11 February 2015

Page 2 of 9

Our Ref: 27/03417B/01/15  
Your Ref:

## Camira Fabrics Ltd

### FIRE TESTS ACCORDING TO BS EN ISO 11925-2:2010

Reaction to fire tests – Ignitability of building products subjected to direct impingement of flame  
– Part 2 Single-flame source test.

**Date of Test: 10/02/15**

### Conditioning

Test specimens and filter paper conditioned as described in BS EN 13238:2010.

### Procedure

The sample was tested in accordance with BS EN ISO 11925-2. The sponsor sampled the material and the specimens were cut to the dimensions stated.

Three length and three width specimens were prepared in accordance with the above standard. Specified filter paper was placed beneath the specimen holder and replaced between tests.

The specimens were mounted vertically in the specimen holder so that one end and both sides were enclosed with the exposed end 30mm from the end of the frame. The burner was inclined at an angle of 45°.

The flame height was set at 20 mm with the flame impinging on the specimen for 30 seconds on the centre line, 40 mm above the bottom edge .

A marker was placed 150 mm above the upper end of the burner and the time recorded when the flame tip reached the marker, if applicable. The following parameters were also recorded:-

1. If ignition occurs
2. Presence of flaming debris, if applicable
3. Ignition of the filter paper, if applicable





# FIRE TECHNOLOGY SERVICES

BTTG Testing & Certification Ltd.  
Wira House  
West Park Ring Road  
Leeds, LS16 6QL  
England

Tel: +44 (0)113 259 1999  
Web: <http://www.bttg.co.uk>  
Email: [CSLeeds@bttg.co.uk](mailto:CSLeeds@bttg.co.uk)

11 February 2015

Page 3 of 9

Our Ref: 27/03417B/01/15  
Your Ref:

## Camira Fabrics Ltd

### Duration of test

For a flame application time of 30 seconds, the total test duration is 60 seconds after application of the flame.

### Classification Criteria

The samples were classified according to BS EN 13501:2007 + A1:2009: Fire classification of Construction Products and Building Elements: Part 1: Classification using Test Data from Reaction to Fire Tests.

For construction products excluding floorings to meet the performance criteria taken from Table 1:

Classification	Classification Criteria (mean values)
E F	$F_s \leq 150\text{mm}$ within 60 seconds None ( No performance determined)

Classification	Classification criteria for flaming droplets
None d-2	Pass = no ignition of paper Fail = Ignition of paper





11 February 2015

Page 4 of 9

Our Ref: 27/03417B/01/15  
Your Ref:

**Camira Fabrics Ltd**

**Results**

The test results relate to the behaviour of the test specimens of a material under the particular conditions of the test; they are not intended to be the sole criterion for assessing the potential fire hazard of the material in use.

Specimen	Ignition (Yes or No)	Tip of flame reaches 150mm		Flaming droplets		
		Yes or No	Time taken (s)	Yes or No	Ignition of Filter paper (Yes or No)	
Machine Direction	1	Yes	No	N/A	No	No
	2	Yes	No	N/A	No	No
	3	Yes	No	N/A	No	No
Across Machine Direction	1	Yes	No	N/A	No	No
	2	Yes	No	N/A	No	No
	3	Yes	No	N/A	No	No

**Note**

Sample was tested as an essentially flat product, the specimens were tested wrapped and stapled round a rockwool substrate, which was stapled to a 12mm calcium silicate board. Both the rockwool and calcium silicate board are specified in BS EN 13238:2010. A surface exposure was carried out only.





**FIRE  
TECHNOLOGY  
SERVICES**

BTTG Testing & Certification Ltd.  
Wira House  
West Park Ring Road  
Leeds, LS16 6QL  
England

Tel: +44 (0)113 259 1999  
Web: <http://www.bttg.co.uk>  
Email: [CSLeeds@bttg.co.uk](mailto:CSLeeds@bttg.co.uk)

11 February 2015

Page 5 of 9

Our Ref: 27/03417B/01/15  
Your Ref:

### **Camira Fabrics Ltd**

#### **FIRE TESTS ACCORDING TO BS EN 13823:2010**

**Reaction to fire tests for Building Products - Building Products excluding floorings exposed to the thermal attack by a single burning item.**

**Classified According to BS EN 13501-1:2007 + A1:2009**

**Date of Test: 10/02/15**

#### **Conditioning**

The specimens were conditioned in accordance with BS EN 13238:2010.

#### **Principle**

Test specimens, consisting of two vertical wings forming a right-angled corner, is exposed to the flames of a burner placed at the bottom of that corner. The flames are obtained by the combustion of propane gas, injected through a sandbox to give a heat output of  $30.7 \pm 2.0$  kW.

The performance of the test specimen is evaluated over a period of 20 minutes. The performance requirements are: heat production, smoke production, lateral flame spread and falling flaming droplets and particles.

The heat production is measured by use of oxygen calorimeter that uses the principle that the amount of oxygen consumed in a fire is proportional to the amount of heat produced. The smoke production is measured by use of a light attenuation instrument installed in the exhaust duct alongside the sampling equipment used to measure the heat release. Visual observations are made of the horizontal flame spread and falling of flaming droplets and particles.





# FIRE TECHNOLOGY SERVICES

BTTG Testing & Certification Ltd.  
Wira House  
West Park Ring Road  
Leeds, LS16 6QL  
England

Tel: +44 (0)113 259 1999  
Web: <http://www.bttg.co.uk>  
Email: [CSLeeds@bttg.co.uk](mailto:CSLeeds@bttg.co.uk)

11 February 2015

Page 6 of 9

Our Ref: 27/03417B/01/15  
Your Ref:

## Camira Fabrics Ltd

### Procedure

The test was carried out in accordance with BS EN 13823:2010.

Each specimen was tested wrapped and stapled round a rockwool substrate, which was stapled to a 12mm calcium silicate board. Both the rockwool and calcium silicate board are specified in BS EN 13238:2010.

Each specimen was placed in the trolley as per the instructions given and placed underneath the hood in the testing chamber. The volume flow of the exhaust was set to  $0.60 \pm 0.05$  m<sup>3</sup>/s and maintained at this throughout the test period.

The temperatures in the exhaust hood and the ambient temperature should be within 4°C with the ambient temperature being within  $20 \pm 10$ °C. The other pre-test conditions of ambient pressure and ambient relative humidity were also recorded.

The recording of baseline data is started at 0 s. At 120 s the auxiliary burner is ignited and the propane mass flow adjusted to the specified flow before 150 s, this flow to be kept constant throughout the test.

With the pre-test conditions met, the propane supply is switched from the auxiliary burner to the main burner at 300 s.

The burning behaviour of the specimen was recorded both automatically and visually over a period of 1,260 s from when the main burner was ignited.

At 1560 s the gas supply was terminated along with the automatic recording of the data. The conditions at the end of the test were recorded at least one minute after any remaining combustion has been totally extinguished.

The individual pre-test and baseline conditions, apparatus specifications, test validity criteria, burner details was found to be within specified parameters. The graphs of HRR, HRR(30), THR, FIGRA, SPR, SPR(60), TSP and SMOGRA are found below with the results and classification.





11 February 2015

Page 7 of 9

Our Ref: 27/03417B/01/15  
Your Ref:

**Camira Fabrics Ltd**

**Classification Criteria**

The samples were classified according to BS EN 13501-1:2007+A1:2009. Fire classification of Construction Products and Building Elements: Part 1: Classification using Test Data from Reaction to Fire Tests.

For construction products excluding floorings the classes are:

Classification	Classification Criteria (mean values)			
	FIGRA <sub>0.2MJ</sub> (W/s)	FIGRA <sub>0.4MJ</sub> (W/s)	LFS	THR <sub>600s</sub> (MJ)
A2	≤120	N/A	Edge of specimen	≤7.5
B	≤120	N/A	Edge of specimen	≤7.5
C	N/A	≤250	Edge of specimen	≤15
D	N/A	≤750	No requirement	No requirement

To meet classification A2 the sample also has to meet the requirements of either BS EN ISO 1182:2010 or BS EN ISO 1716:2010.

To meet classification B, C and D the sample also has to meet the requirements of BS EN ISO 11925-2:2010.

**Additional Classifications - Smoke and Flaming droplets/particles**

Classification	Classification Criteria (mean values)	
	SMOGRA (m <sup>2</sup> /s <sup>2</sup> )	TSP <sub>600s</sub> (m <sup>2</sup> )
s1	≤30	≤50
s2	≤180	≤200
s3	Not s1 or s2	Not s1 or s2
d0	No flaming droplets/particles in BS EN 13823 within 600seconds	
d1	No flaming droplets/particles persisting longer than 10 seconds in BS EN 13823 within 600 seconds	
d2	Not d0 or d1	







11 February 2015

Page 8 of 9

Our Ref: 27/03417B/01/15  
Your Ref:

**Camira Fabrics Ltd**

**Results**

Classification criteria	Specimen			Mean	Class
	1	2	3		
FIGRA <sub>0.2MJ</sub> (W/s)	0	34.3	36.5	23.6	<b>B</b>
FIGRA <sub>0.4MJ</sub> (W/s)	0	0	0	0	
THR <sub>600s</sub> (MJ)	0.4	0.3	0.5	0.4	
LFS to edge (yes or no)	No	No	No	No	
SMOGRA (m <sup>2</sup> /s <sup>2</sup> )	11.8	0	0	3.9	<b>s1</b>
TSP <sub>600s</sub> (m <sup>2</sup> )	37.2	27.6	38.0	34.3	
FDP flaming ≤ 10 s (yes or no)	No	No	No	No	<b>d2</b>
FDP flaming > 10 s (yes or no)	No	No	Yes	Yes	

Graphs available in Annex A

**Note**

The test results relate to the behaviour of the test specimen of a product under the particular conditions of the test; they are not intended to be the sole criteria for assessing the potential fire hazard of the product in use.

**Comments**

In our opinion, based on the tests carried out on the sample supplied;

- a) the results of the BS EN ISO 11925-2:2010 test indicate the sample meets the requirements of a Class E. It should be noted that this is only class that can be achieved when tested to this method alone.
- b) the results of the BS EN 13823:2010 test indicate the sample meets the requirements of a Class B, s1, d2 when tested to this method alone.





FIRE TECHNOLOGY SERVICES

BTTG Testing & Certification Ltd.
Wira House
West Park Ring Road
Leeds, LS16 6QL
England

Tel: +44 (0)113 259 1999
Web:http://www.bttg.co.uk
Email:CSLeeds@bttg.co.uk

11 February 2015

Page 9 of 9

Our Ref: 27/03417B/01/15
Your Ref:

Camira Fabrics Ltd

Conclusion

In our opinion, the results indicate the sample when classified to BS EN 13501-1:2007+A1:2009 meets an overall classification of: Class B, s1, d2.

An estimation of uncertainty of measurement has not been taken into account when making a judgement to any pass/fail criteria.

Reported by: [Signature] R Ryan, Fire Technician

Countersigned by: [Signature] P Doherty, Operational Head

Enquiries concerning this report should be addressed to Customer Services.

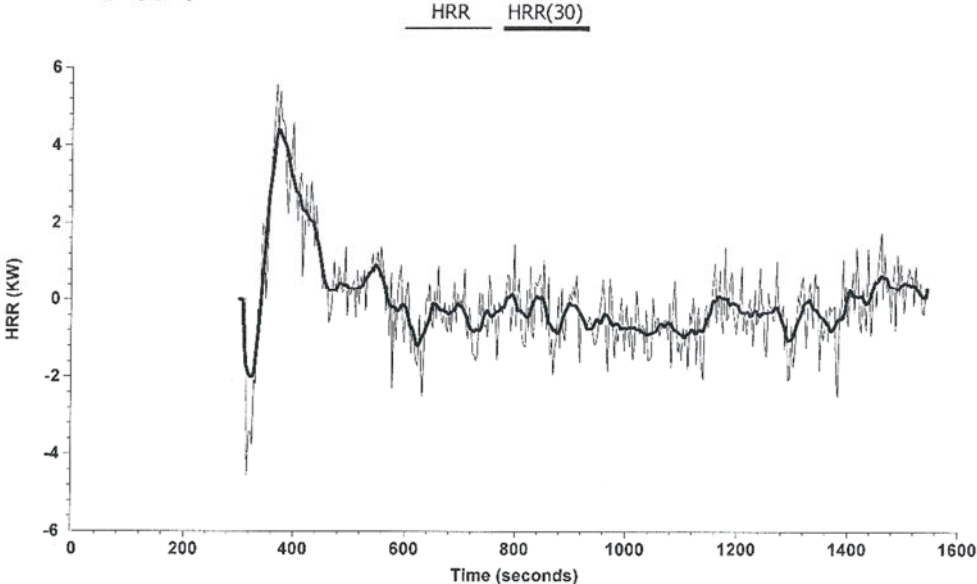


# Appendix A

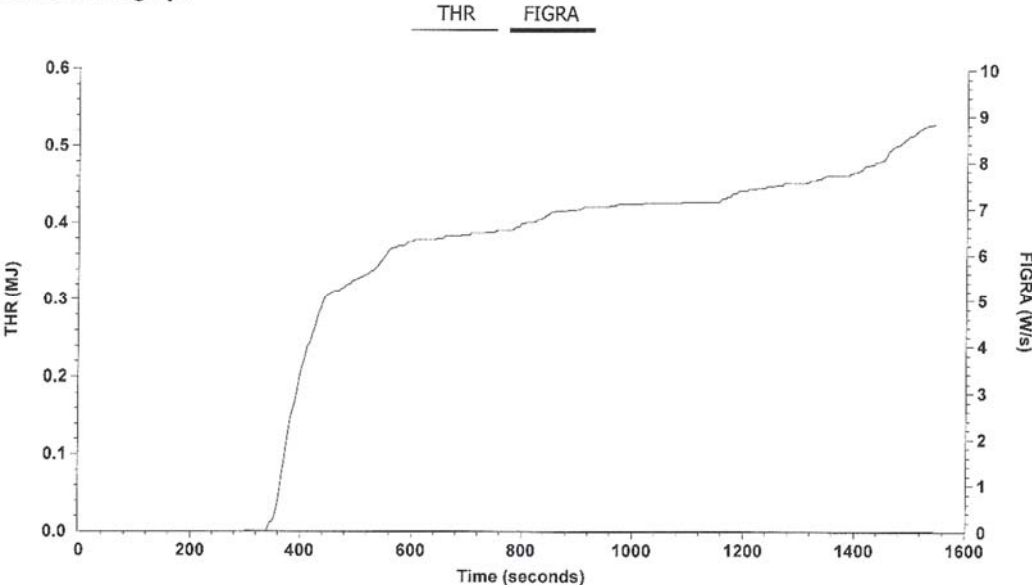
## (Graphs)

### Specimen 1

HRR and HRR(30) graph



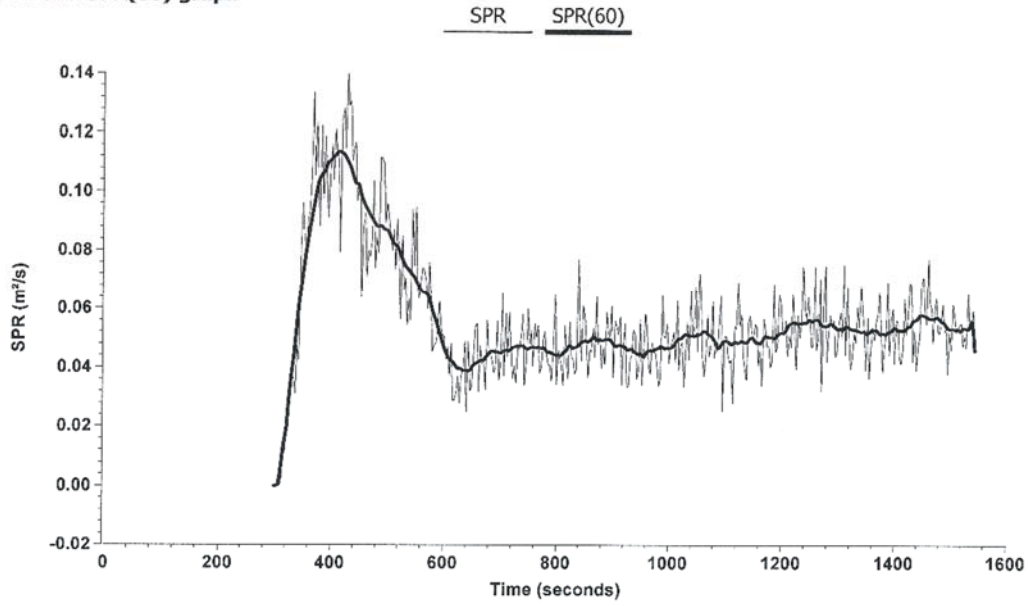
THR and FIGRA graph



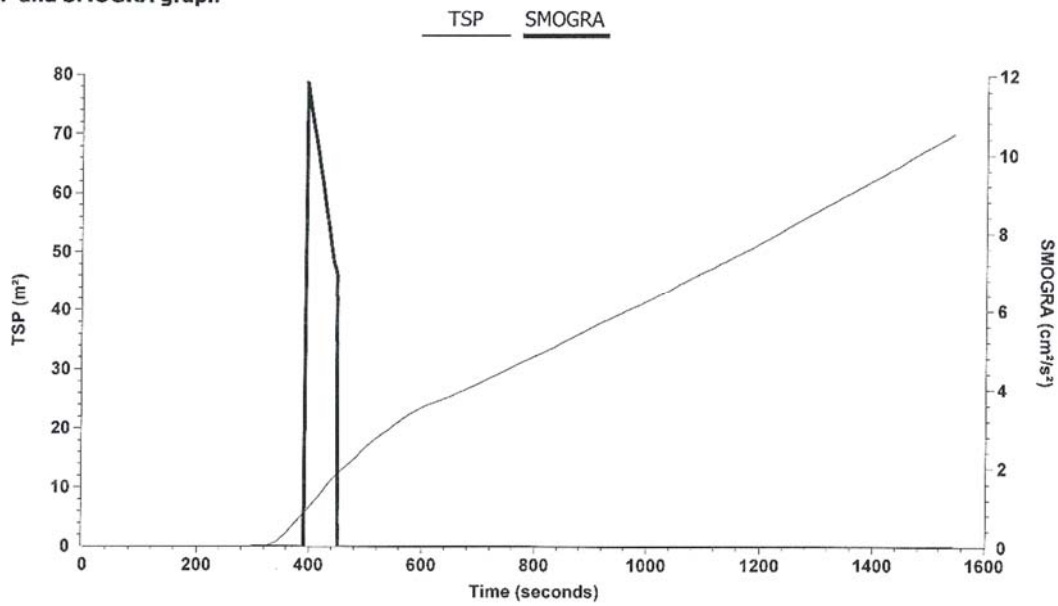
# Appendix A

## (Graphs)

SPR and SPR(60) graph



TSP and SMOGRA graph

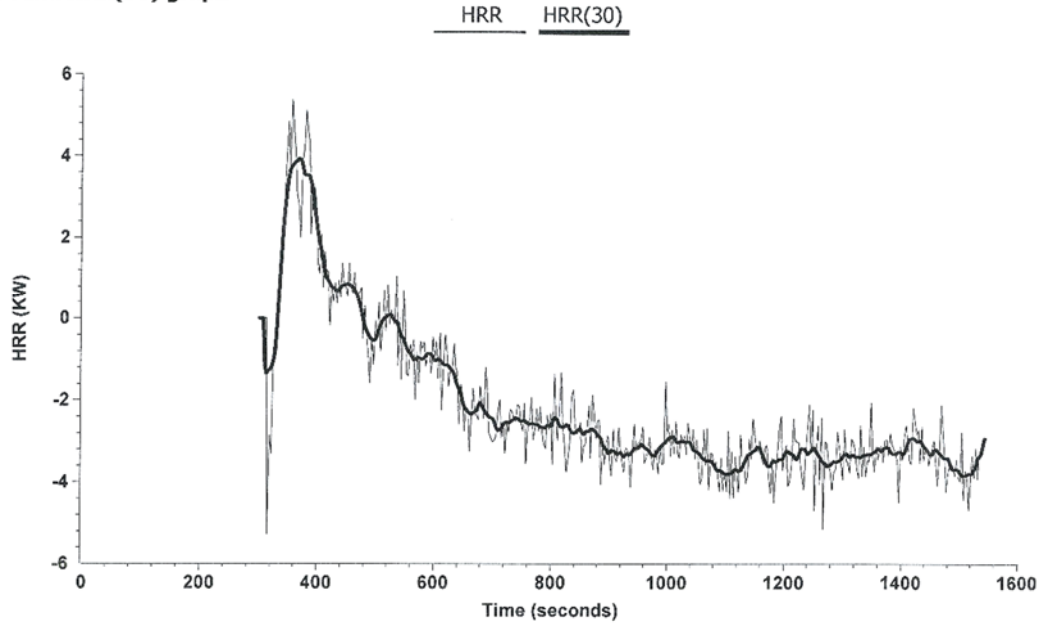


# Appendix A

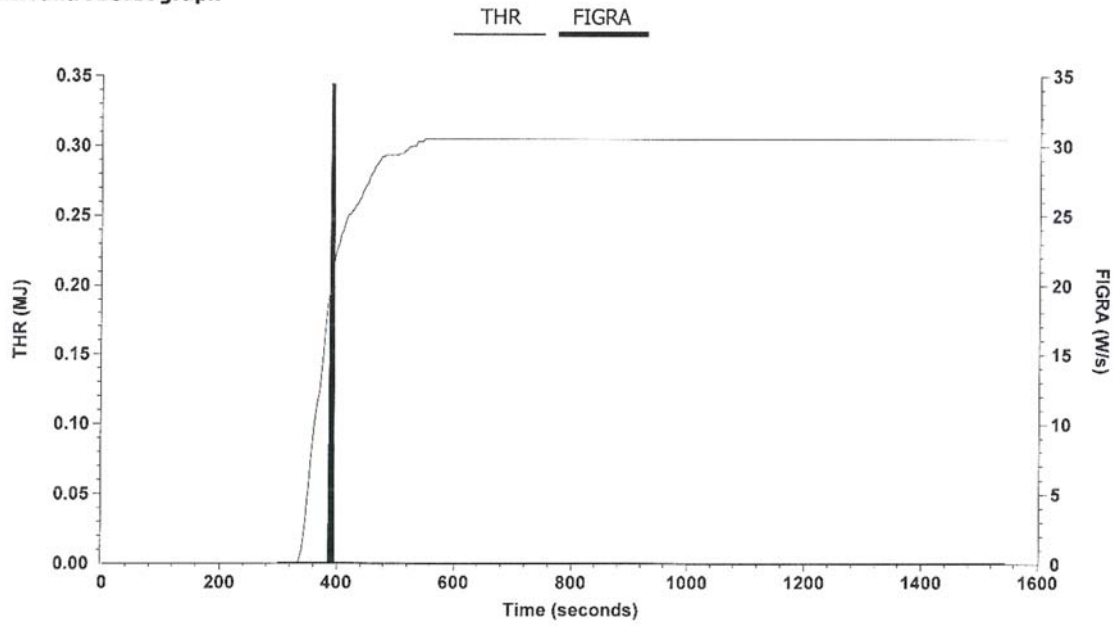
## (Graphs)

Specimen 2

**HRR and HRR(30) graph**

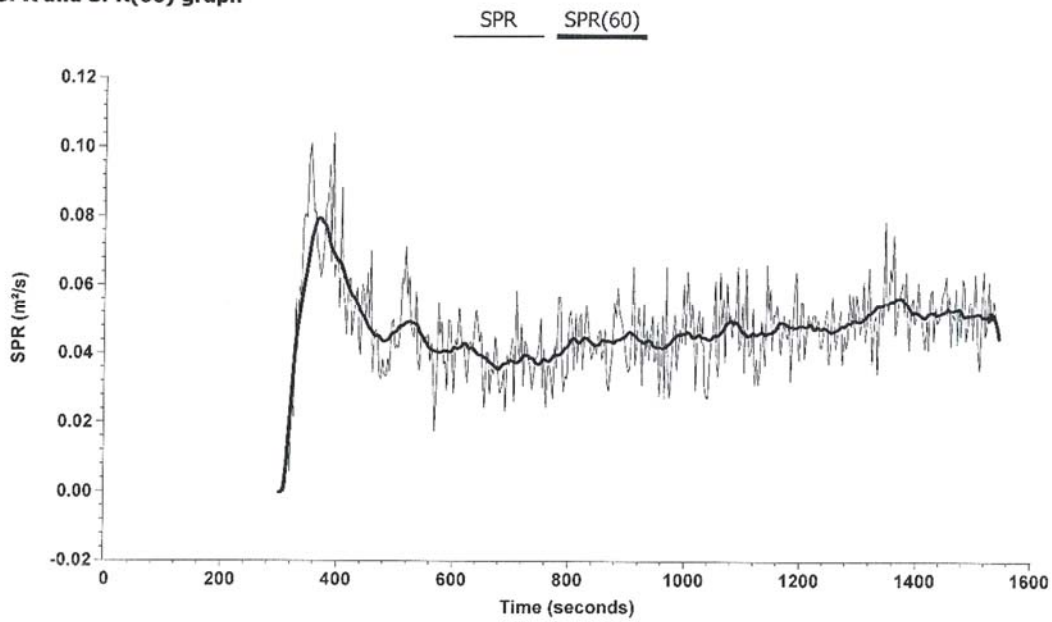


**THR and FIGRA graph**

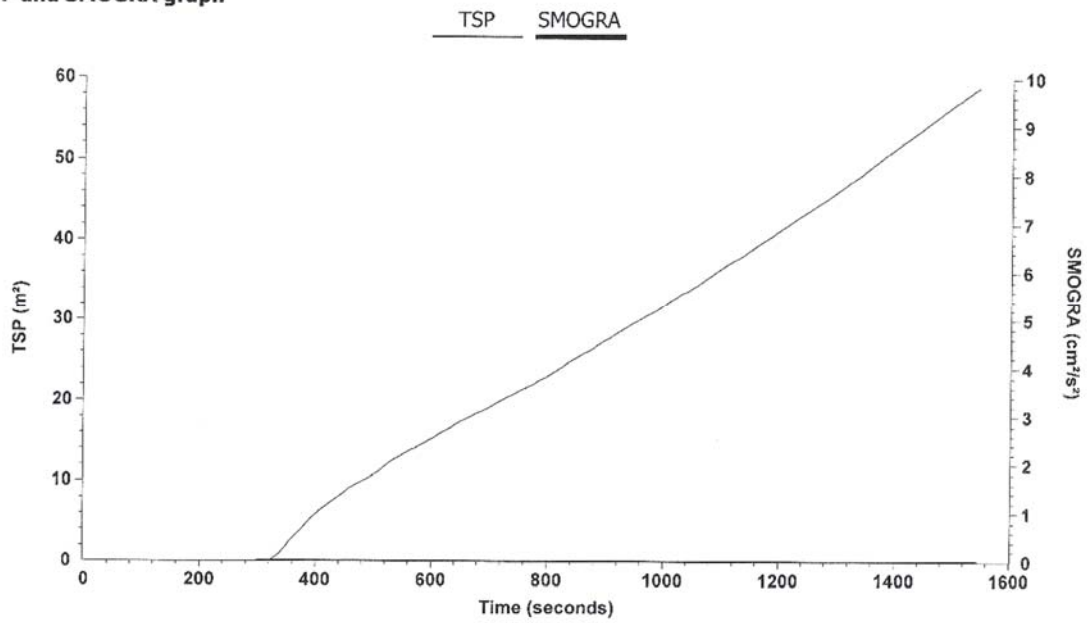


# Appendix A (Graphs)

SPR and SPR(60) graph



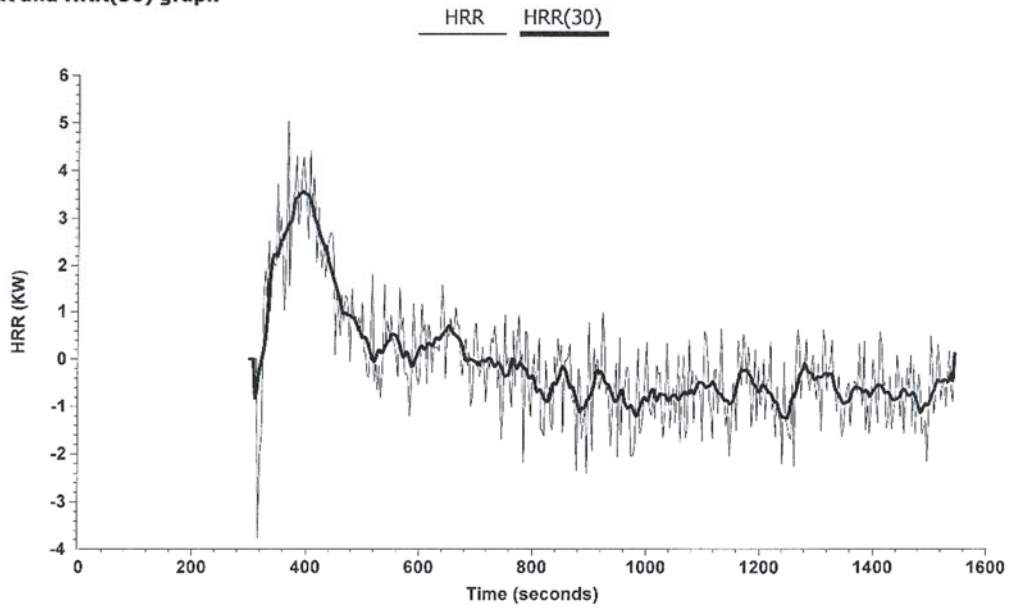
TSP and SMOGRA graph



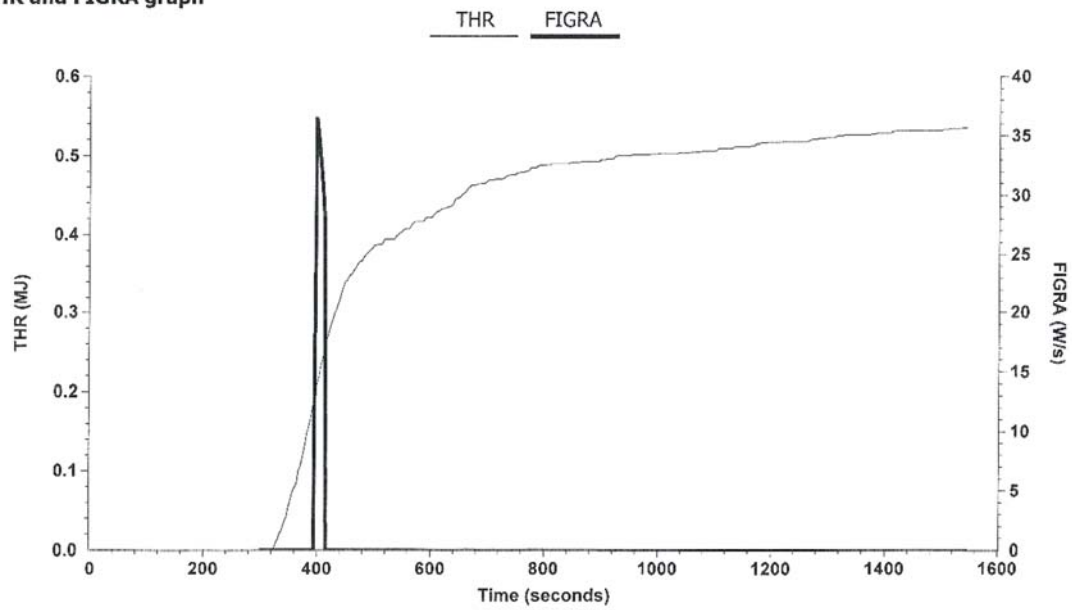
# Appendix A (Graphs)

Specimen 3

HRR and HRR(30) graph



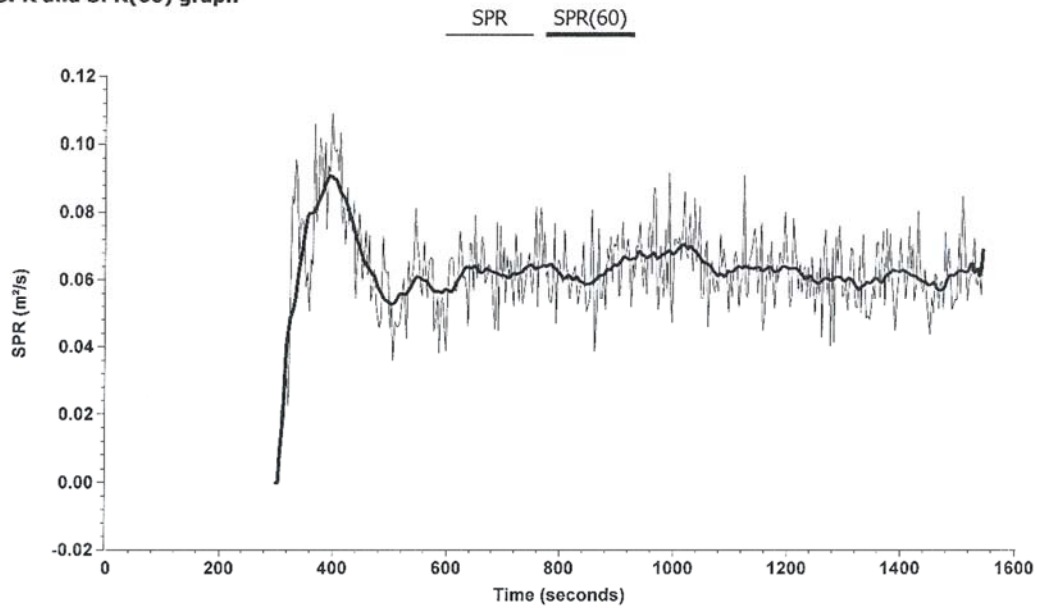
THR and FIGRA graph



# Appendix A

## (Graphs)

SPR and SPR(60) graph



TSP and SMOGRA graph

